



GUJCOT TRADE ASSOCIATION

WEEKLY REPORT 02-Oct-2021

Market Movement from 27th Sep 2021 to 02nd Oct 2021

- This is last weekly report of 2020/21 cotton season. 2020/21 season has given very good earning opportunities to all stakeholders.
- We wish same earning in new cotton season for all stakeholders.
- This week was bull dominated week. Market rose at rocket speed during this week on NY future. NY December first time crossed one dollar and registered 106 intraday high. NY December gained 854 points during this week. Adverse weather in India and US, and supported buying from China gave new high to NY future.
- Export sales was very high at 5,71,000 bales with China buying 4,18,000 bales provided fuel to the burning market.
- Chinese ZCE future also gained and crossed 19,500 mark.
- Continuous rainfall in cotton growing area in India caused disruption to new arrivals. And also, big crop damage in many major cotton growing area supported Indian physical market along with NY futures. Fear of delayed new arrivals caused spinning mills to cover more cotton from available sources.
- CCI sold around four lakh bales during this week and now they are left with around five lakh bales unsold stock.
- Gujcot spot rate advance from 55,500 to 57,000 Rs per Candy
- First time in history MCX October cotton future touched 28,500 mark.
- Indian daily arrival was 25,000 to 35,000 bales.
- Limited arrival started in Gujarat, but quality is not up to mark.
- Hopefully next week rain will halt and IMD may announce withdrawal of monsoon.
- Today new cotton season starts with new high and new hope.



GUJCOT TRADE ASSOCIATION

WEEKLY REPORT 02-Oct-2021

Gujarat District wise Cotton Sowing

Gujarat Districtwise Cotton Sowing Till 27-September-2021			
Kutch	546	Saurashtra	15,603
Kutch	546	Surendranagar	3,347
		Rajkot	1,982
North Gujarat	1,948	Jamnagar	1,294
Banarsakantha	399	Porbandar	41
Patan	462	Junagadh	346
Mehsana	322	Amreli	3,019
Sabarkantha	423	Bhavnagar	2,227
Gandhinagar	204	Morbi	1,812
Aravali	138	Botad	1,382
		Gir Somnath	111
Middle Gujarat	2,958	Devbhumi Dwarka	42
Ahmedabad	975		
Anand	14	South Gujarat	1,484
Kheda	136	Surat	45
Panchmahal	126	Narmada	535
Dahod	3	Bharuch	796
Vadodara	749	Dang	0
Mahisagar	73	Navsari	0
Chota Udaipur	881	Valsad	0
		Tapi	109
TOTAL			22,539
TOTAL (Last Year)			22,792
All Figures in '00 Hectares			
Source :- Agriculture, Farmers Welfare and Co-operation Department Government of Gujarat			



GUJCOT TRADE ASSOCIATION

WEEKLY REPORT 02-Oct-2021

Global

US Weekly Export Sales

- Net UPLAND sales of 571,400 RB for 2021/2022 were up 65 percent from the previous week and 92 percent from the prior 4-week average.
- Increases primarily for China (418,600 RB), Turkey (39,600 RB, including decreases of 100 RB), Indonesia (33,400 RB), Mexico (16,400 RB), and Vietnam (15,400 RB, including 1,600 RB switched from China), were offset by reductions for Bangladesh (100 RB).
- Exports of 163,900 RB were down 7 percent from the previous week and 11 percent from the prior 4-week average.
- The destinations were primarily to China (36,000 RB), Pakistan (34,000 RB), Mexico (23,100 RB), Turkey (16,000 RB), and Thailand (9,200 RB).
- Net sales of PIMA total 16,900 RB were down 28 percent from the previous week, but up 13 percent from the prior 4-week average.
- Increases were primarily for India (10,600 RB), Peru (2,500 RB), China (1,700 RB), Bangladesh (500 RB), and Turkey (400 RB).
- Exports of 11,700 RB were up noticeably from the previous week and up 99 percent from the prior 4-week average.
- The destinations were primarily to China (5,600 RB), India (2,800 RB), Egypt (1,700 RB), Pakistan (800 RB), and Peru (700 RB).

US Export Sales	23-Sep-2021
Marketing Year 2021-22	
Upland Gross Sales	5,73,800
Cancellation	2,400
Net Upland Sales	5,71,400
PIMA Gross Sales	16,900
Cancellation	0
Net PIMA Sales	16,900
Total Gross Sales	5,90,700
Total Cancellation	2,400
Total Net Sales	5,88,300
Shipments	
UPLAND	1,63,900
PIMA	11,700
Total Shipment	1,75,600
Marketing Year 2022-23	
Net Upland Sales	0
Net PIMA Sales	0
Total Net Sales	0
All Figures in US Running Bale	



GUJCOT TRADE ASSOCIATION

WEEKLY REPORT 02-Oct-2021

Gujarat Spot Rate Weekly Changes						
Variety	Staple Length	Mic.	25-09-21	02-10-21	Change	Change (in Per.)
					W/W	W/W
Shankar 6	29 mm	3.8	55,550	57,050	1,500	2.63%
V-797	13 % Trash		33,400	33,900	1,500	4.30%
MCX Spot Rate			26,300	27,620	1,320	4.78%
USD-INR Exchange			73.69	74.12	0.43	0.58%

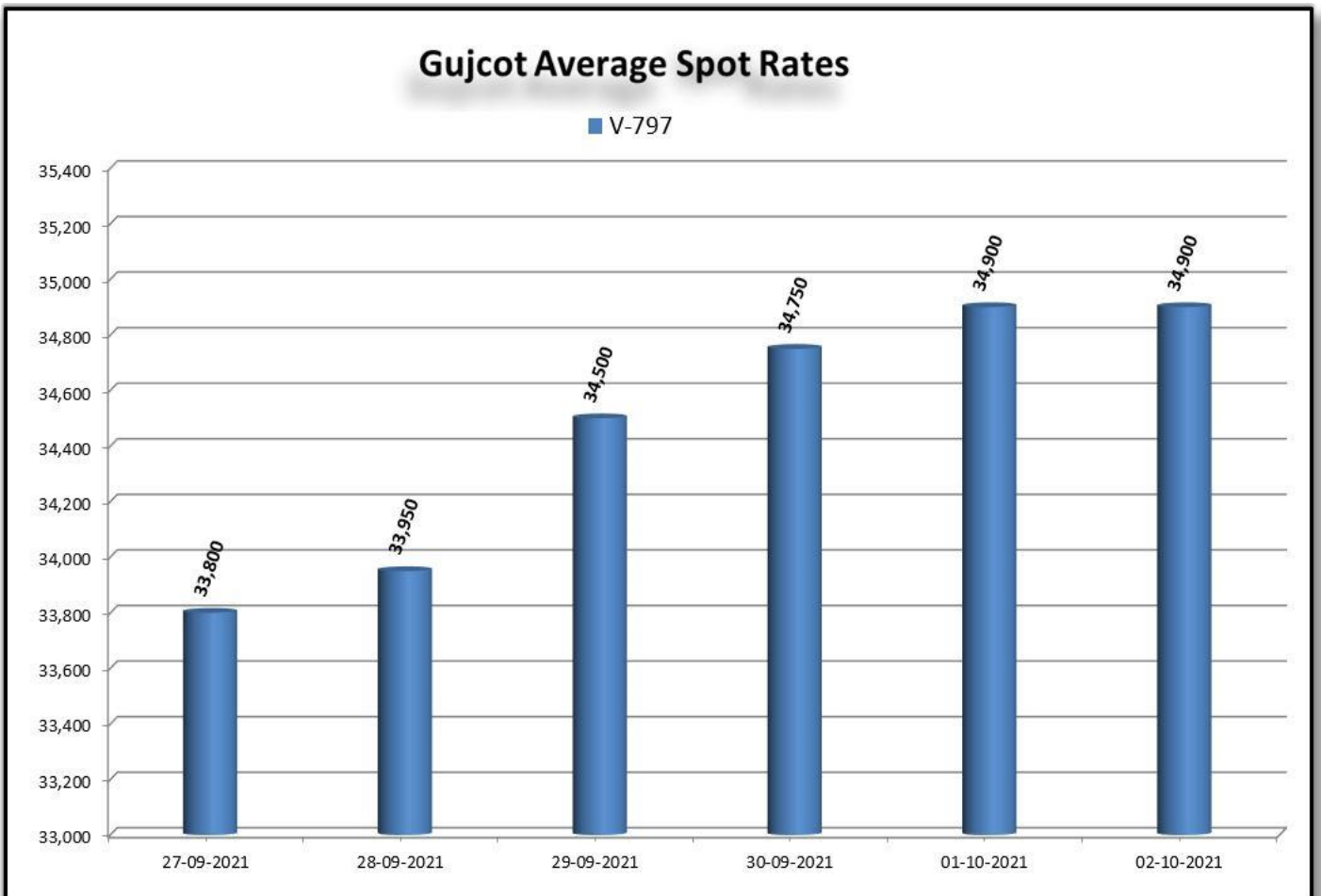
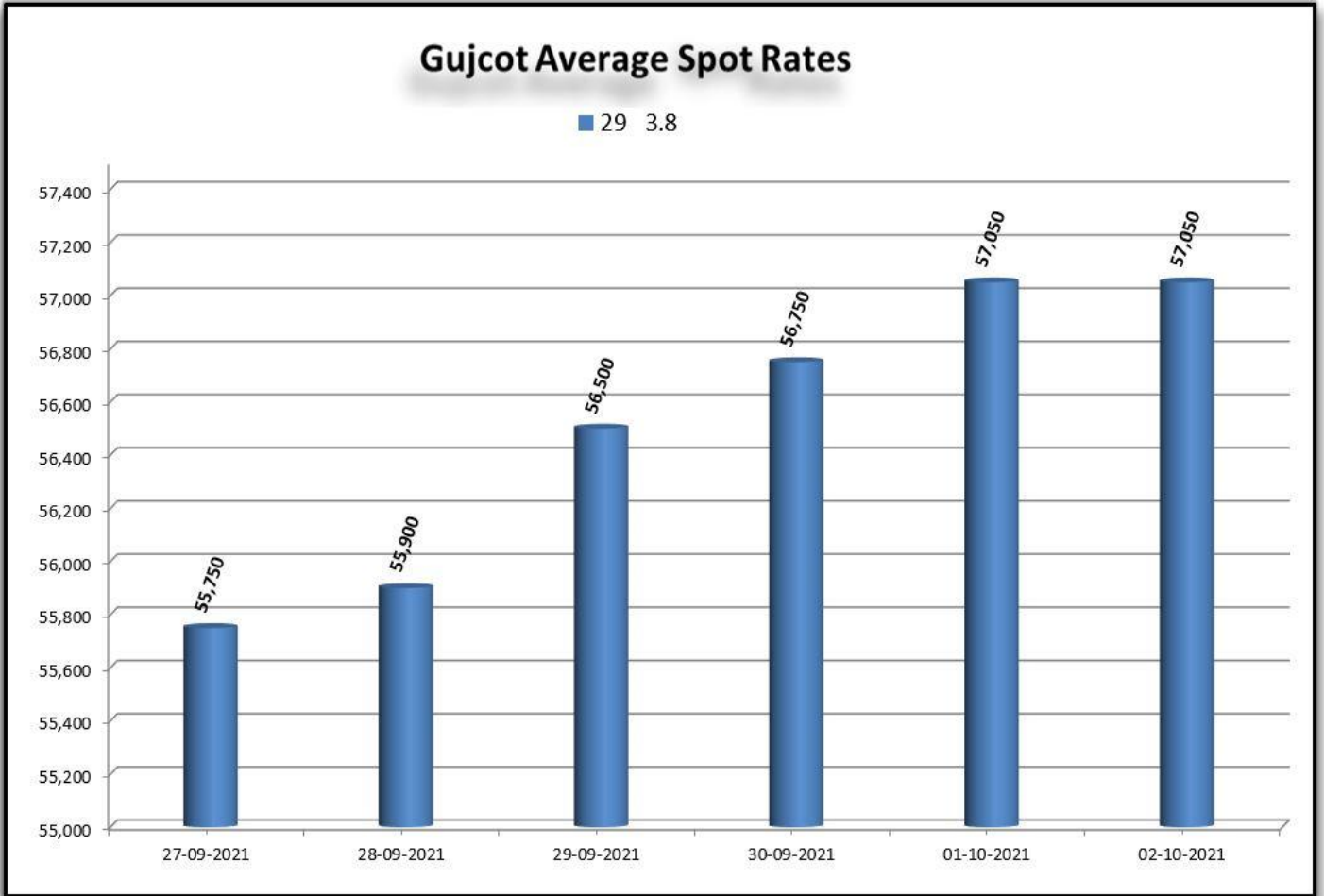
Average Rate of Last week					
Variety	Staple Length	Mic.	Price Range		Average Of 6 Days
			Low	High	
Shankar 6	29	3.8	55,750	57,050	56,500
Shankar 6	28.5	3.7	No Quote	No Quote	No Quote
Shankar 6	28	3.6	No Quote	No Quote	No Quote
Shankar 6	27	3.2	No Quote	No Quote	No Quote
Shankar 6	26	3.0	No Quote	No Quote	No Quote
V-797	13% Trash		33,800	34,900	34,467
MCX Spot Rate			26,480	27,620	27,218
USD Exchange Rate			73.84	74.23	74.08

Rate Of Last Week				
Date	29 3.8	V-797	MCX Spot Rate	USD-INR Exchange
27-09-2021	55,750	33,800	26,480	73.84
28-09-2021	55,900	33,950	26,840	74.04
29-09-2021	56,500	34,500	27,260	74.14
30-09-2021	56,750	34,750	27,490	74.23
01-10-2021	57,050	34,900	27,620	74.12
02-10-2021	57,050	34,900	27,620	74.12



GUJCOT TRADE ASSOCIATION

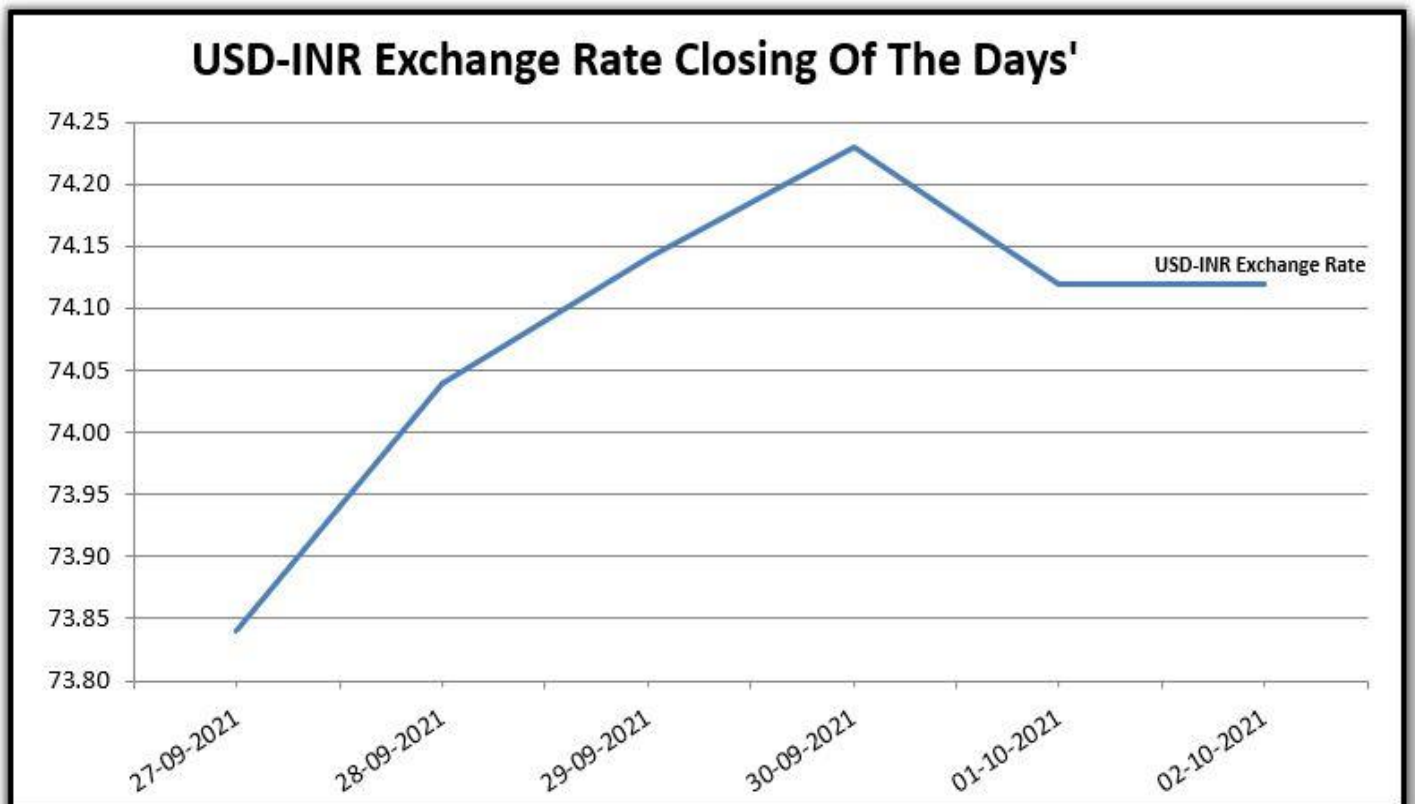
WEEKLY REPORT 02-Oct-2021





GUJCOT TRADE ASSOCIATION

WEEKLY REPORT 02-Oct-2021

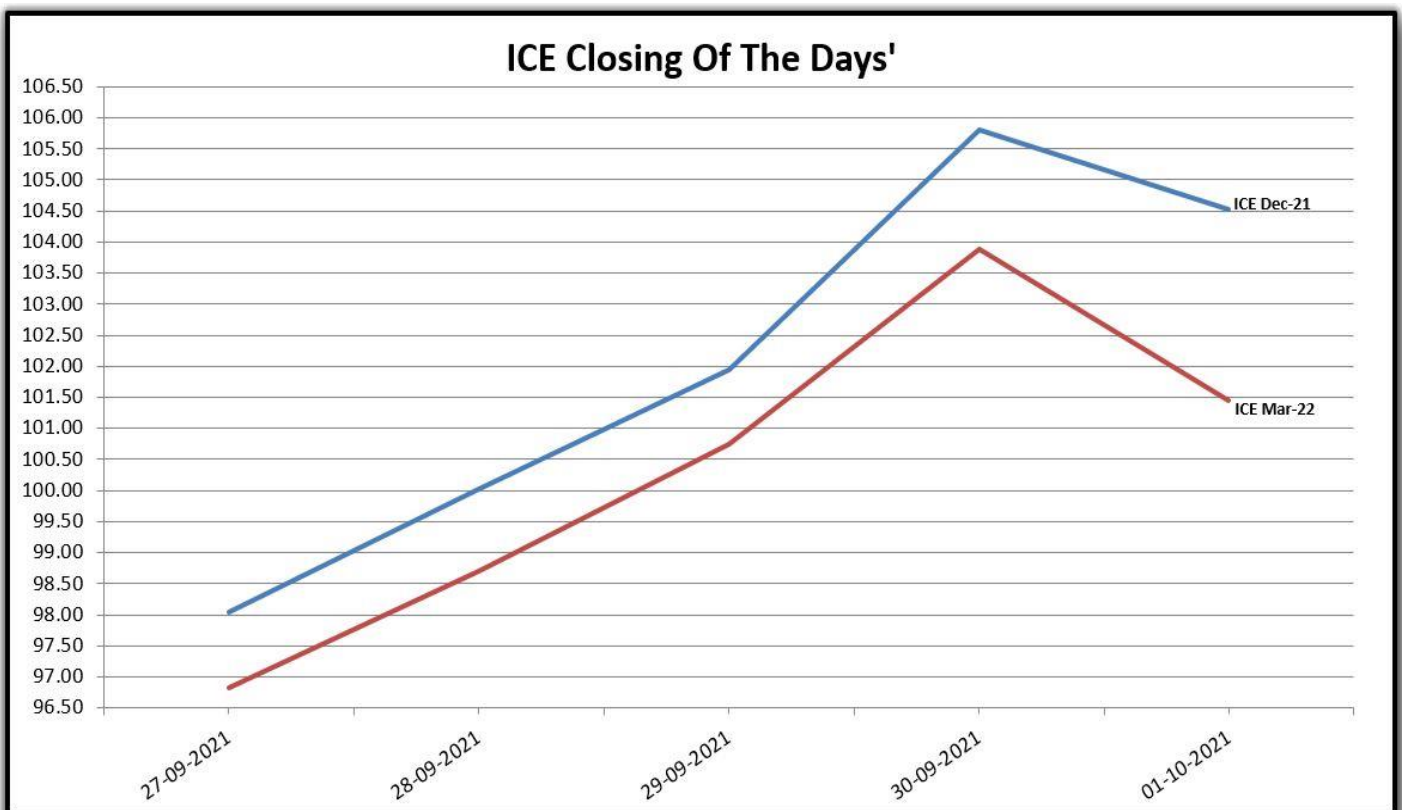
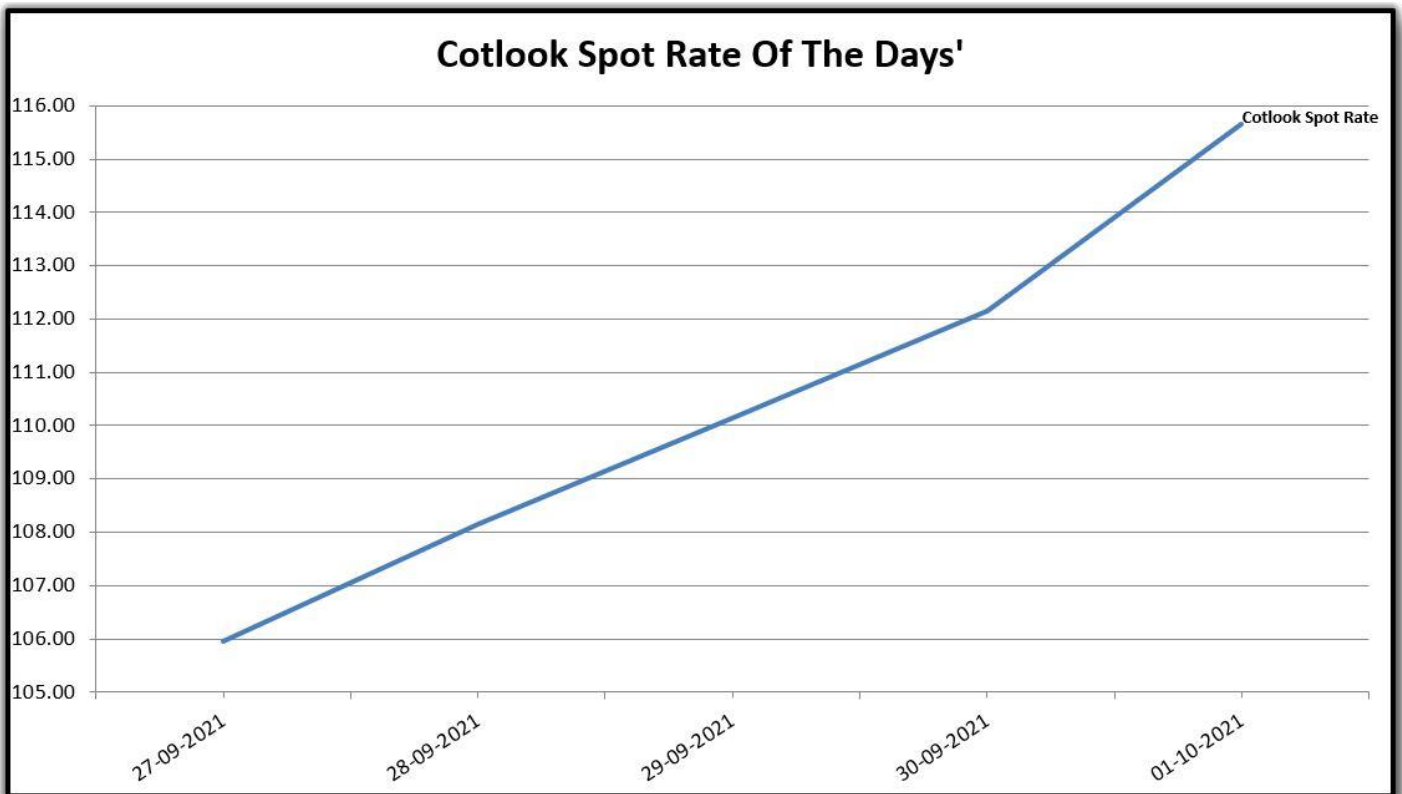




GUJCOT TRADE ASSOCIATION

WEEKLY REPORT 02-Oct-2021

Foreign Indices			
Date	Cotlook	ICE	
	Spot Rate	Dec-21	Mar-22
27-09-2021	105.95	98.05	96.82
28-09-2021	108.15	100.03	98.70
29-09-2021	110.15	101.94	100.74
30-09-2021	112.15	105.80	103.88
01-10-2021	115.65	104.53	101.44





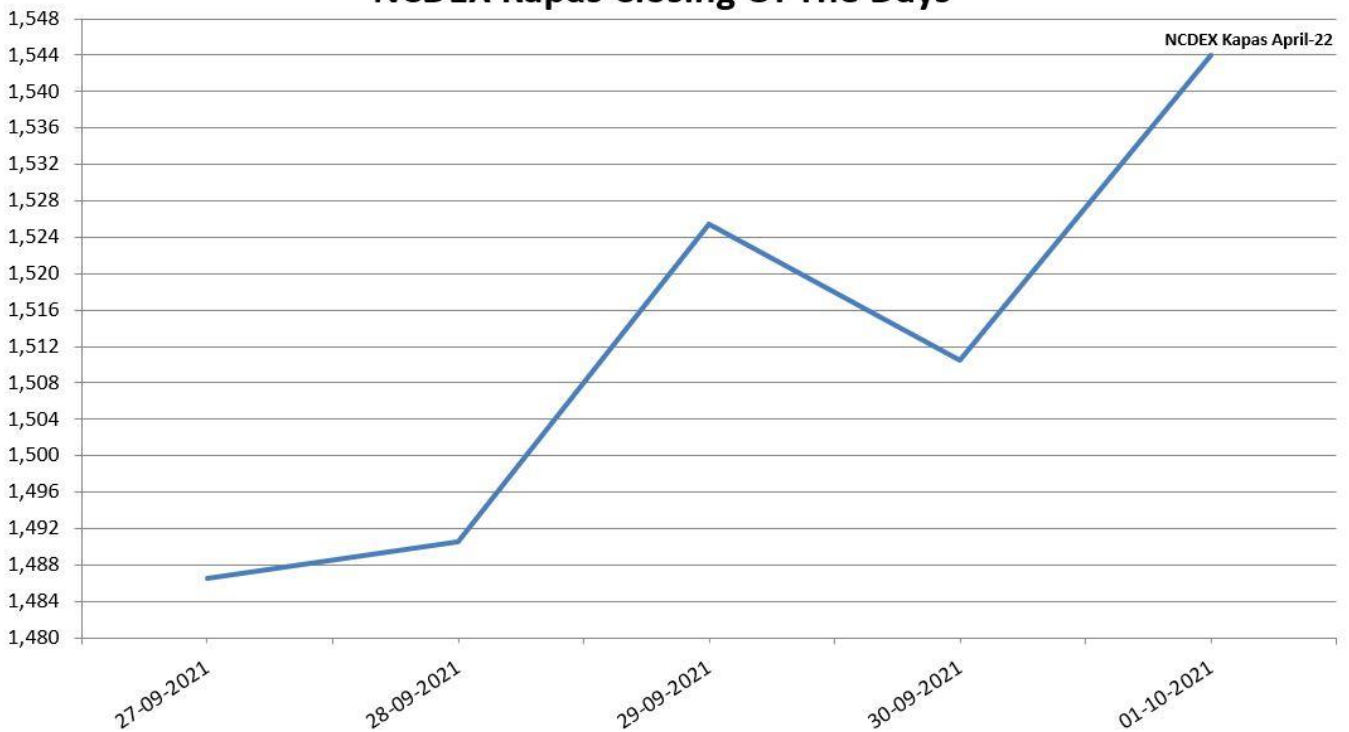
GUJCOT TRADE ASSOCIATION

WEEKLY REPORT 02-Oct-2021

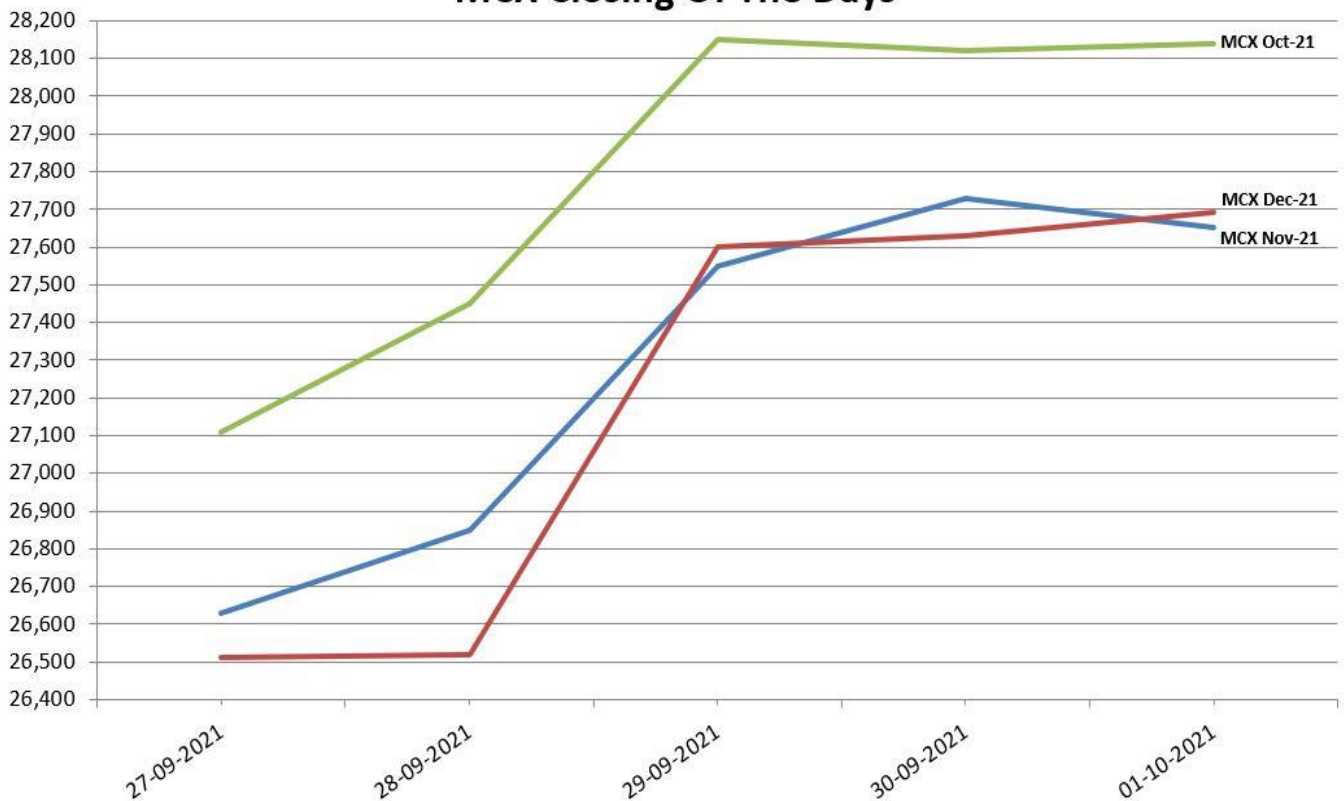
Indian Indices

Date	NCDEX Kapas	MCX		
	April	Aug-21	Oct-21	Nov-21
27-09-2021	1486.50	27,110	26,630	26,510
28-09-2021	1490.50	27,450	26,850	26,520
29-09-2021	1525.50	28,150	27,550	27,600
30-09-2021	1510.50	28,120	27,730	27,630
01-10-2021	1544.00	28,140	27,650	27,690

NCDEX Kapas Closing Of The Days'



MCX Closing Of The Days'





GUJCOT TRADE ASSOCIATION

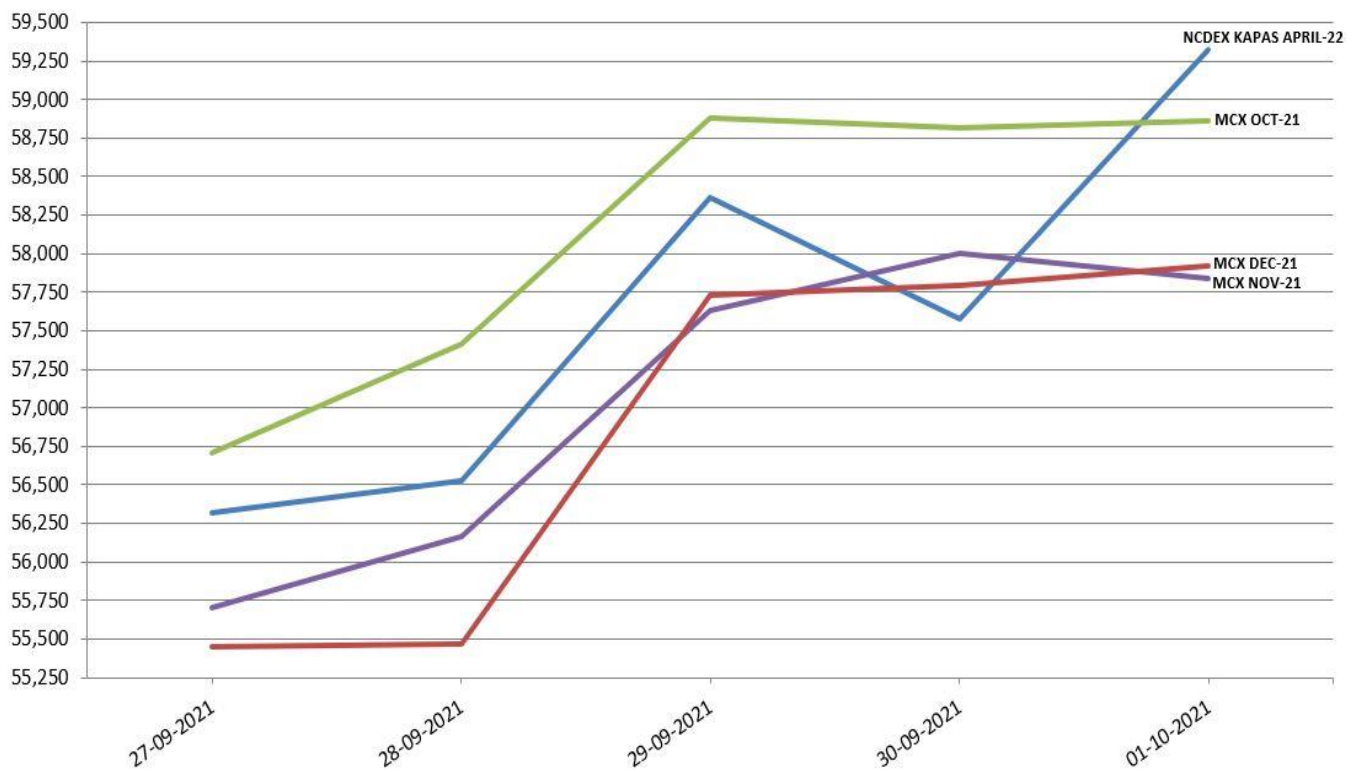
WEEKLY REPORT 02-Oct-2021

Indian Indices in Candy Rate

Date	NCDEX Kapas	MCX		
	April	Aug-21	Oct-21	Nov-21
27-09-2021	56,321	56,706	55,702	55,451
28-09-2021	56,530	57,417	56,162	55,472
29-09-2021	58,360	58,881	57,626	57,731
30-09-2021	57,576	58,819	58,003	57,794
01-10-2021	59,328	58,860	57,836	57,919

Remark :- For NCDEX Kapas we have taken seed rate 700/20 Kg to convert in Candy.

Comparison of Indian Indices

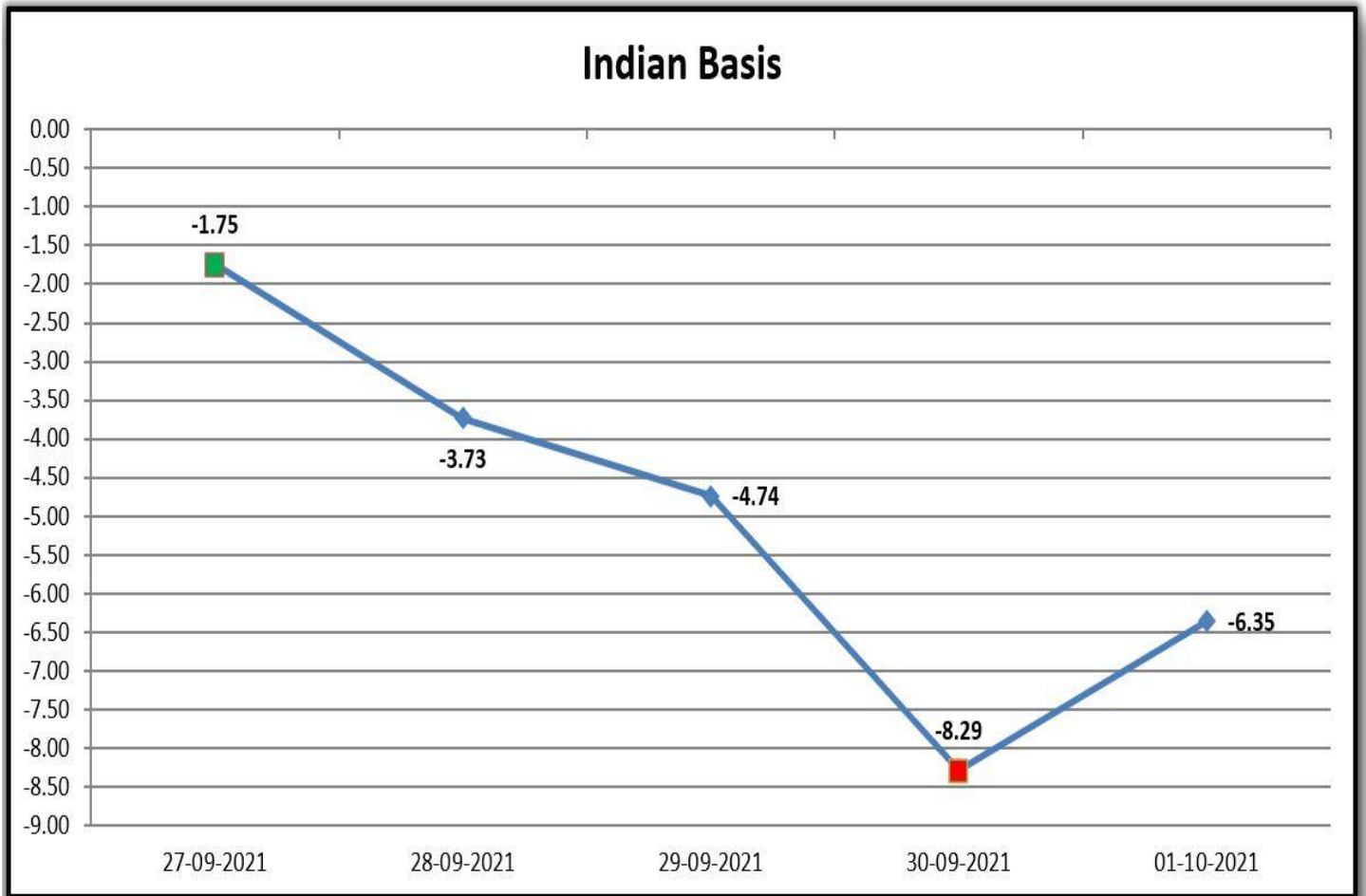




GUJCOT TRADE ASSOCIATION

WEEKLY REPORT 02-Oct-2021

Indian Basis					
DATE	29 MM	USD-INR	CENTS/LB	ICE DEC	BASIS
27-09-2021	55,750	73.84	96.30	98.05	-1.75
28-09-2021	55,900	74.04	96.30	100.03	-3.73
29-09-2021	56,500	74.14	97.20	101.94	-4.74
30-09-2021	56,750	74.23	97.51	105.80	-8.29
01-10-2021	57,050	74.12	98.18	104.53	-6.35





GUJCOT TRADE ASSOCIATION

WEEKLY REPORT 02-Oct-2021

IN THE WEEK AHEAD

- Friday at 2:30 p.m. Central – Commitments of Traders
- Monday at 3:00 p.m. Central – Crop Progress and Condition
- Thursday at 7:30 a.m. Central – Export Sales Report
- Thursday at 11:00 a.m. Central – WASDE
- Thursday at 11:00 a.m. Central – Crop Production
- Thursday at 2:30 p.m. Central – Cotton-On-Call

One stop solution for all cotton related reports and information.

Visit <https://www.gujcot.com>. It's updated every day in real time.

You can view

- Gujarat Daily Spot Rate at 5:30 pm and Historical Data
- Gujarat Latest Pressing Report and Historical Data
- Daily Weather Report
- Cotton Advisory Board Balance sheet and Area, Production, Yield reports from cotton season 1991-1992 to 2017-2018 estimate available from Menu->Reports
- All Historical Gujcot Weekly Reports Menu->Reports
- All India Cotton Sowing data
- Gujarat Cotton Sowing District wise Report
- US Export Sales Report
- US Crop Progress Report
- China Cotton Auction Update
- International Cotton Indices and Spot Rates.
- USDA WASDE Report
- ICE Cotton On Call Report
- And All other National & International reports and upcoming events

Report Sponsors:

Click on Sponsor's Logo to visit Sponsor's Website



Report prepared by

Milan Rajpara

Manager

Gujcot Trade Association